

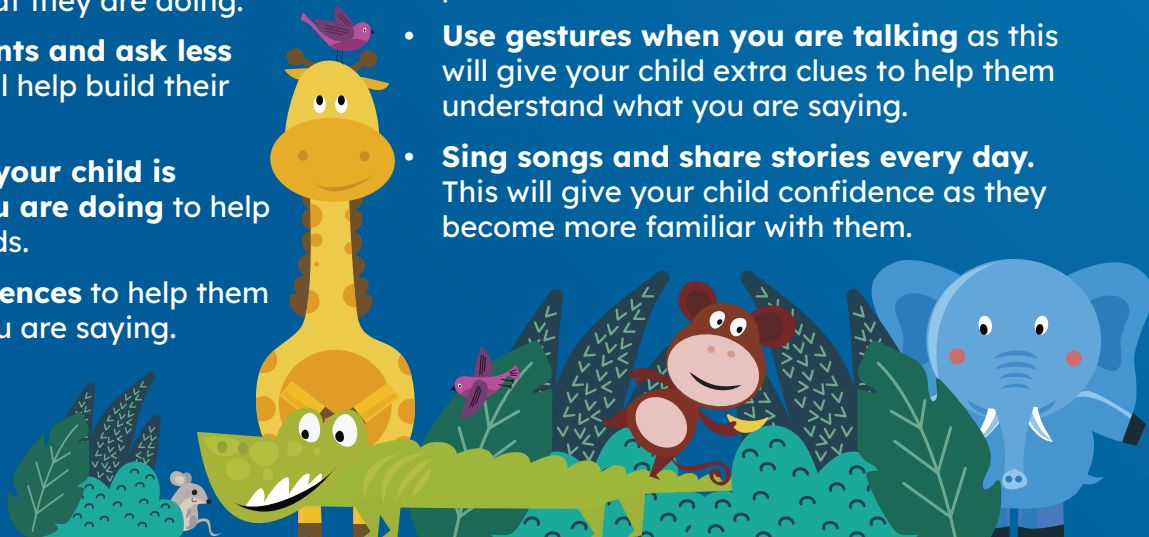


TLC Top Ten Talking Tips



10 top tips to help your child become a confident communicator!

- **Say your child's name first** as this will gain their attention.
- **Get down to your child's level** so they can see your face when you speak.
- **Follow your child's lead** so they know you are interested in what they are doing.
- **Make more comments and ask less questions** as this will help build their vocabulary.
- **Comment on what your child is doing and what you are doing** to help them learn new words.
- **Speak in short sentences** to help them understand what you are saying.
- **Repeat back what your child says** to model language and let them know you are listening.
- **Pause to give your child time to think**, give your child at least 10 seconds to process information.
- **Use gestures when you are talking** as this will give your child extra clues to help them understand what you are saying.
- **Sing songs and share stories every day.** This will give your child confidence as they become more familiar with them.





This information is issued by:
Children and Families

Contact us:
tlc@essex.gov.uk

Children and Families
Essex County Council
County Hall, Chelmsford,
Essex CM1 1QH

www.tlc-essex.info

 [essexcountycouncil](https://www.facebook.com/essexcountycouncil)

 [Essex County Council](https://www.linkedin.com/company/essex-county-council)

 [Essex County Council](https://www.youtube.com/channel/UC...)

 [essex_cc](https://www.instagram.com/essex_cc)

 [essex_cc](https://twitter.com/essex_cc)


For information about early education
and childcare in Essex, visit the Family
Information Service:

essex.gov.uk/family-information-service

Contact: fis@essex.gov.uk

The information contained in this document
can be translated and/or made available in
alternative formats, on request.






Every Child Needs... Rhyme and Song!

One Potato, Two Potatoes

One potato, two potatoes, three potatoes, four.
Five potatoes, six potatoes, seven potatoes, more.
One potato, two potatoes, three potatoes, four.
Five potatoes, six potatoes, seven potatoes, more.



Remember:
Use actions to the songs and
rhymes so your child can copy you.



Every Child Needs... Rhyme and Song!


Two Little Dicky Birds

Two little dicky birds sitting on a wall.

One named Peter, one named Paul.

Fly away Peter, fly away Paul.

Come back Peter, come back Paul.



Talk

Listen

Cuddle

Remember:

Repeat rhymes to your child throughout the day so they get to know them.



Every Child Needs... Rhyme and Song!

Five Little Speckled Frogs

Five little speckled frogs, sat on a speckled log,
Eating some most delicious bugs. Yum yum!
One jumped into the pool, where it was nice and cool,
Then there were four green speckled frogs. Glug glug!

Four little speckled frogs...
Three little speckled frogs...
Two little speckled frogs...
One little speckled frog...



Remember:
Smile and encourage your child when
they join in with actions or songs.



Every Child Needs... Rhyme and Song!

Five Currant Buns

Five currant buns in a baker's shop,
Big and round with sugar on the top.
Along came [child's name] with a penny one day,
Bought a currant bun and took it away.

Four currant buns...
Three currant buns...
Two currant buns...
One currant bun...



Remember:
Turn off the television and music
so your child can hear your voice.



Every Child Needs... Rhyme and Song!

Once I Caught a Fish Alive

1, 2, 3, 4, 5 once I caught a fish alive,
6, 7, 8, 9, 10 then I let it go again.

Why did you let it go?

Because it bit my finger so!

Which finger did it bite?

This little finger on my right!



Remember:

The gentle sound of your voice
is your child's favourite music.